

# JuniorToPro

## JTP 360° Evaluation

*Your Complete Guide*

For players, parents and families

*Empowering juniors. Driving pro careers.*


## 1. What is the JTP 360° Evaluation?

---

The JTP 360° Evaluation is a professional assessment developed by Geoffroy Dupuis, GPTCA-certified coach and international performance manager. It gives every player and family an honest, data-driven picture of where the tennis project stands today — and what to do next.

In around 15 to 20 minutes, you answer questions across 10 strategic dimensions. The system calculates a personalised score out of 100, shows you a visual performance profile (radar chart), identifies your strongest areas and the points that need attention, and gives you 3 concrete actions to take immediately.

This is not a generic quiz. The scoring model is calibrated by your age, gender, nationality and ranking circuit — so a result for a 14-year-old girl is never compared to an 18-year-old boy. Every score means something precise.

 *The evaluation is completely free of charge and takes about 15–20 minutes to complete. Take your time — the quality of the answers directly affects the quality of the score.*


## 2. Who is it for?

---

The evaluation is designed for:

- Junior players aged 14 to 20 who are active on national or international ITF circuits
- Professional or semi-professional players at any age looking for an honest structural assessment
- Parents who want to understand where the project stands and what investments make sense
- Coaches looking for a data-driven entry point before a collaboration

The form can be filled in by the player directly, by a parent, or by the coach — whoever has the most complete picture of the project. You'll be asked to identify your role at the start.

 **If the player is under 15 years old, a parent or guardian must complete the evaluation and give consent on their behalf. The form will remind you of this.**

### 3. What to prepare before starting

---

To get the most accurate score, have these details to hand before you begin. You don't need to look everything up precisely — an estimate is fine where indicated, but specific numbers give a better result.


#### Essential information

- Player's exact date of birth
- Current rankings — enter the number for any circuit you are ranked on, or tick "Not ranked" for the others:
  - ITF Junior ranking (e.g. 245)
  - ITF World Tour ranking (transition circuit)
  - ATP or WTA ranking (if applicable)
- If you had an injury or long absence (over 8 consecutive weeks) in the last 2 years: your ranking before the interruption

#### Training information

For Axis 2, you will be asked to estimate your weekly tennis training hours split by type. Think approximately:


- How many hours per week in 1-on-1 private sessions with a coach?
- How many hours in a group of 2?
- How many hours in a standard group (up to 4 players)?
- How many hours in a club group session (6 or more players)?

 *Example: "I do 6 hours of 1-on-1, 2 hours of group of 2, and 4 hours of club sessions per week." This takes 30 seconds to estimate and has a significant impact on your Axis 2 score.*

#### Career titles

For Axis 6, you will be able to list your career titles (tournament wins). For each title you remember, try to have:

- Tournament category (e.g. J60, J200, W50...)
- Whether it was a Singles or Doubles title
- Country where the tournament was played
- Approximate date (year and month is enough)

 *You can skip the palmares section entirely if you have no titles yet — it is optional. The evaluation still produces a meaningful score.*

#### Financial information

Axis 9 asks about your annual tennis budget and travel strategy. This is used to calculate your "International Runway" — how many weeks per year your finances can support international circuit travel with a coach. There is no right or wrong answer, and this information is strictly confidential.

---

## 4. Filling in the form — step by step

The form is divided into clear sections. You move forward with the "Continue" button and can go back at any time with the "Back" button. Your answers are only submitted at the very end when you click "Get my score".

### Step 1 — Welcome — Your contact details

Enter your first name, last name, email address, and optionally your phone number.

Select your role: Player, Parent, or Coach.

Tick the required consent box (mandatory) to confirm your agreement with our privacy policy.

You may optionally tick the second box if you are happy to be contacted about a personalised coaching offer.

→ Then click "Start evaluation".

### Step 2 — Player identity

Enter the player's first and last name.

Enter the date of birth exactly — this is used to calibrate the entire scoring model.

Select gender: Male (ATP track) or Female (WTA track).

Select the player's nationality.

Optionally: club or academy name, parent names.

→ The age is calculated automatically. Certain sections will adjust based on it.

### Step 3 — Current rankings

Enter the ranking number for each circuit, OR activate the "Not ranked" toggle if you have no ranking on that circuit.

All three fields must be filled (number or "Not ranked") before you can continue.

If you had a significant injury in the last 2 years: select "Yes" and enter your ranking before the injury.

→ The system uses the highest-level ranking available and applies an injury adjustment if needed.

### Step 4 to 11 — The 10 strategic axes — questions

Each axis presents a series of statements. Read each one carefully and select the option that best describes your current situation.

There are 5 options per question, ranging from 0 (not in place) to 4 (highest level).

Be honest — the score is only useful if it reflects reality.

For Axis 2: you will also enter your weekly training hours by type (see "What to prepare" section).

→ Axis 7 (Academic) is only shown for players under 19.

### Step 12 — Tournament level preference (ages 16–17 only)

If you are 16 or 17: select whether you mainly compete in smaller events (J30/J60/J100) or premium events (J200/J300/J500/Grand Slam Junior).

→ This gives a bonus to players who are already competing at the highest junior levels for their age.

### Step 13 — Track record — Titles & Season results

Titles: click "+ Add a title" for each tournament you have won. Select the category, Singles or Doubles, country, and approximate date.

→ Doubles titles count at one quarter of the singles value (official ITF methodology).

→ Titles won in the last 12 months count at full value. Older titles count at 50%.

→ Winning tournaments abroad adds more value than winning at home.

Best junior result this season: if you reached a QF, SF or Final in a J60 or higher (without winning), declare it here.

Best senior result this season: if you played and reached QF+ on the senior circuit (W-categories or ATP/Challenger), declare it here.

→ Junior players competing on the senior circuit receive a precocity bonus.

National selection: indicate whether you have represented your national team.

### Step Final — Validation & submission

A summary shows all completed sections.

Click "Get my score →" to submit. The calculation takes just a few seconds.


→ Your results appear immediately on screen.

## 5. Understanding your results

### The global score

Your score out of 100 is displayed in the centre of the screen with a colour ring that fills progressively. This number represents the overall strength and coherence of your professional tennis project at this moment in time.

Score	Level	What it means
85 – 100	<b>Elite / Elite Trajectory</b>	The project is highly structured, the competitive level matches ambitions, and the foundations are in place for a professional career.
70 – 84	<b>Solid Project</b>	Strong project with real assets. A few key areas need adjusting to move towards a genuinely professional trajectory.
55 – 69	<b>Project to Consolidate</b>	The project shows potential but structural gaps are limiting progression. Professional coaching guidance is strongly recommended.
<b>Under 55</b>	<b>Priority — Structural Restructuring</b>	Significant misalignments between ambitions and current project structure. Immediate work is needed before engaging on the international circuit.

 *A score of 60 is not a bad score — it is an honest starting point. The evaluation is designed to show where you are, not to judge you. Most players who take it seriously find the "Watch Points" section more useful than the score itself.*

### The radar chart

The radar chart shows your performance across all 10 axes simultaneously. Each branch represents one dimension of your project. A branch that extends further towards the outer ring means a stronger score on that axis.

Here is what each branch measures:

Branch	What it measures
<b>Maturity</b>	Your level of professional awareness, personal drive and autonomy in managing your career project.
<b>Structure</b>	The quality and individualisation of your coaching set-up. Are you training with the right people, in the right conditions?
<b>Tactics</b>	Your tactical identity on court: your playing style, your weapons, your equipment choices.
<b>Family</b>	The family's logistical organisation, communication with the coach, and readiness to support a demanding schedule.
<b>Ranking</b>	Your current competitive position compared to the benchmark for your age and gender. Accounts for injury history and Relative Age Effect.
<b>Track Record</b>	The weight of your career titles and results, adjusted for the quality of the circuit, country of play, and recency.

---

<b>Academic</b>	How your schooling is organised around your tennis schedule. (Players under 19 only.)
<b>Lifestyle</b>	Sleep, nutrition, injury prevention, physical load management and your medical network.
<b>Finances</b>	Annual budget, travel strategy, budget runway (how many weeks on the international circuit your finances can support).
<b>Image</b>	Your digital presence, sponsorship strategy and access to sports science tools.

## Strengths

The two axes where you scored highest. These are the pillars of your current project — dimensions you can build on and leverage in discussions with coaches, sponsors, or academies.

## Watch Points

The two axes where you scored lowest. These are not failures — they are structural gaps that, if addressed, will have the greatest positive impact on your trajectory. The evaluation is designed so that coaches can immediately identify where to focus first.

## 3 Key Actions

Three concrete, prioritised recommendations generated specifically from your results. These are your immediate next steps — practical actions you can begin working on right away, before any coaching consultation.

## International Runway

Based on your declared annual budget, this indicator shows approximately how many weeks per year your finances can sustain international circuit travel with a coach. It is a strategic planning tool, not a judgment on your budget level.

---

## 6. What happens next?

---

Your results are available immediately on screen. There is no waiting period.

Coach Geoffroy Dupuis receives a full confidential audit report for each completed evaluation. This report contains a deeper clinical analysis of all 10 axes and is used to prepare personalised coaching discussions.

If you ticked the optional coaching contact box, Geoffroy may reach out to discuss your project individually. This is never a commitment — it is simply an opportunity to go further if the evaluation raises questions you want to explore with a professional.

You can always reach out directly at: [geoffroy@juniorpro.com](mailto:geoffroy@juniorpro.com)



*The evaluation is a starting point, not a final verdict. The score will evolve as the project evolves. Players who retake the evaluation 6 to 12 months later — after implementing changes — often see significant movement across several axes.*

---

## 7. Frequently asked questions

---

### Is my data secure and confidential?

Yes. Your answers and results are stored securely on a private server. They are never sold or shared with third parties. Only JuniorToPro's authorised coaching staff can access the detailed audit report. Full details are in the Privacy Policy at [juniorpro.com/privacy-policy/](https://juniorpro.com/privacy-policy/)

---

### My child is under 15 — what do I do?

A parent or guardian must complete the evaluation and tick the consent checkbox on behalf of the player. The form will display a clear reminder of this if a date of birth under 15 is entered.

---

### I have no ranking at all — can I still take it?

Absolutely. Simply activate the "Not ranked" toggle for each ranking field. The scoring model will adjust accordingly. Players without a ranking still receive a meaningful score on the other 9 axes, and the ranking axis score will reflect their current stage of development accurately.

---

### I made a mistake in my answers — can I redo the evaluation?

Yes. Simply go back to the evaluation page and complete the form again. Each submission creates a new evaluation independently.

---

### How is the score calculated?

The score is a weighted average of your 10 axis scores. The weights change depending on your age band — for example, the Maturity and Training Structure axes carry more weight at 14–15

than at 22+. The model is calibrated using international ITF circuit data and biomechanics research. Axis 5 (Ranking) uses age and gender-specific benchmarks, not a single universal scale.

---

### **The form went through 14 steps but I expected 10 for the 10 axes?**

Some steps group multiple axes, and a few steps are dedicated to specific information (identity, rankings, palmares). The form always shows between 12 and 14 steps depending on your age — Axis 7 (Academic) is hidden for players 19 and over, and the tournament preference step only appears for players aged 16–17.

---

### **How long are my results kept?**

Your evaluation data is kept for up to 3 years in line with GDPR recommendations. You can request deletion at any time by contacting [geoffroy@juniorpro.com](mailto:geoffroy@juniorpro.com). You have the right to access, correct, or request deletion of all data held about you.

---

*JuniorToPro · [juniorpro.com](http://juniorpro.com) · [geoffroy@juniorpro.com](mailto:geoffroy@juniorpro.com)  
Empowering juniors. Driving pro careers.*